

# Missouri S&T Men's Basketball Notes



www.minerathletics.com



Facebook.com/MinerSports



Twitter.com/MinerSports

John Kean, Sports Information Director  
Office : (573) 341-4140 Cell: (573) 233-6891  
E-mail: jkean@mst.edu

## Missouri S&T Miners vs. Missouri-St. Louis Tritons

Sat., Dec. 3, 2016 • Bullman Multi-Purpose Building/Billy Key Court • Rolla, Mo. • 3 p.m.



### Missouri S&T

Ranking: Not ranked

2016-17 Records: 6-0, 1-0 GLVC

Head Coach: Jim Glash (63-127, 8th year; overall record same)

### Missouri-St. Louis

Ranking: Not ranked

2016-17 Records: 4-4, 0-1 GLVC

Head Coach: Bob Sundvold (51-43, 5th year; 176-151, 11th year overall)

### Game Coverage

Audio: KTTR 99.7 FM

Web: www.minerathletics.com (audio link)

Video: www.minerathletics.com (video link)

Live Stats: www.minerathletics.com

(Live stats link)

### 2016-17 Schedule/Results

(6-0 overall, 1-0 GLVC)

| Date    | Opponent                   | Time/Score     |
|---------|----------------------------|----------------|
| Nov. 5  | at UMKC (Ex.)              | L, 55-79       |
| Nov. 7  | at Southeast Mo. St. (Ex.) | L, 77-84       |
| Nov. 15 | PRINCIPIA                  | W, 104-65      |
| Nov. 16 | LINCOLN                    | W, 91-88       |
| Nov. 19 | CALVARY                    | W, 103-44      |
| Nov. 25 | Missouri Southern (1)      | W, 94-88       |
| Nov. 26 | Emporia State (1)          | W, 97-96 (2OT) |
| Dec. 1  | MARYVILLE*                 | W, 82-69       |
| Dec. 3  | MISSOURI-ST. LOUIS*        | 3 p.m.         |
| Dec. 7  | ROBT. MORRIS-PEORIA        | 5:30 p.m.      |
| Dec. 10 | at Drury*                  | 3 p.m.         |
| Dec. 28 | at SIU Edwardsville (Ex.)  | 7 p.m.         |
| Dec. 31 | at Arkansas Tech           | 1 p.m.         |
| Jan. 5  | LEWIS*                     | 7:30 p.m.      |
| Jan. 7  | UW-PARKSIDE*               | 3 p.m.         |
| Jan. 12 | at Indianapolis*           | 6:45 p.m.      |
| Jan. 14 | at Saint Joseph's*         | 3 p.m.         |
| Jan. 19 | ROCKHURST*                 | 7:30 p.m.      |
| Jan. 21 | WILLIAM JEWELL*            | 3 p.m.         |
| Jan. 26 | at Quincy*                 | 7:30 p.m.      |
| Jan. 28 | at Truman State*           | 3 p.m.         |
| Feb. 2  | at Southern Indiana*       | 7:30 p.m.      |
| Feb. 4  | at Bellarmine*             | 2:15 p.m.      |
| Feb. 9  | ILLINOIS SPRINGFIELD*      | 7:30 p.m.      |
| Feb. 11 | McKENDREE*                 | 3 p.m.         |
| Feb. 16 | at Missouri-St. Louis*     | 7:30 p.m.      |
| Feb. 18 | at Maryville*              | 3 p.m.         |
| Feb. 23 | DRURY*                     | 7:30 p.m.      |
| Feb. 26 | GLVC Tournament starts     |                |

All times Central

\*Great Lakes Valley Conference game

(1) at Springfield, Mo.

## MISSOURI S&T PROBABLE STARTERS:

| No. | Name             | Ht.  | Year | PPG  | RPG | AST | STL | Hometown           |
|-----|------------------|------|------|------|-----|-----|-----|--------------------|
| 2   | Randy Holmes     | 6-4  | Sr.  | 10.4 | 6.4 | 10  | 5   | St. Louis, Mo.     |
| 14  | Juwan Miller     | 5-11 | Jr.  | 10.8 | 4.8 | 33  | 10  | Kitchener, Ont.    |
| 15  | Rokas Paulauskas | 6-8  | Sr.  | 12.5 | 7.5 | 5   | 5   | Telsiai, Lithuania |
| 23  | Dulan Scott      | 6-3  | Fr.  | 8.5  | 3.5 | 8   | 1   | Chicago, Ill.      |
| 31  | Jalen Myers      | 6-2  | Jr.  | 17.3 | 1.8 | 9   | 3   | Shorewood, Ill.    |

Officials: Garth Silvey, Paul Fitzwater, Scott Sloyer

### Today's Starting Five:

- Missouri S&T seeks to begin a season with seven straight wins for only the second time in program history Saturday as it hosts Missouri-St. Louis at Billy Key Court. It will be a clash of the Great Lakes Valley Conference's top offensive team -- S&T is averaging 95.2 points per game -- and the league's second-best defensive squad, as the 4-4 Tritons have given up just 67.5 points per outing.
- While the Miners' string of consecutive games with 90 or more points ended Thursday, Missouri S&T has scored at least 80 in each of its first six contests -- the longest such streak for S&T since doing so in nine straight early in the 2013-14 campaign. The Miners still rank sixth in NCAA Division II in scoring.
- Missouri S&T's last seven-game winning streak came late in the 1995-96 season, a mark the Miners could reach with a win Saturday. The Miners are also seeking to open a GLVC season with back-to-back wins for the second straight year and for just the third time since becoming a member of the conference. S&T also started GLVC play 2-0 in the 2010-11 campaign.
- When the Miners knocked off Missouri Southern last Friday after trailing at halftime, it ended a 27-game streak in which S&T had not won when behind after 20 minutes. The Miners had last won a game when trailing at the half on Dec. 3, 2014 at Southeastern Oklahoma State, then after coming back for the win over MSSU, S&T did it again the following day after trailing Emporia State at the break before winning in double overtime.
- For the last three years, the Miners have finished the season with a player that has accumulated 100 assists (last year, it was Juwan Miller with 103) after not having a player reach that mark for a decade. After recording five assists Thursday, Miller has 186 career assists, which is 33 in back of Stan Shuemaker and DeAndre Johnson for 10th all-time at S&T, while his 89 steals are 25 behind Zach Ellis for 10th. Meanwhile, Danylo Zuikov is currently in 10th place with 136 career three-point baskets, three in back of Kevin Robertson's 139 for ninth.

## 2016-17 MISSOURI S&amp;T MEN'S BASKETBALL ROSTER

| NO. | NAME             | POS. | HT.  | WT. | YR.   | HOMETOWN/PREVIOUS SCHOOL                  |
|-----|------------------|------|------|-----|-------|---|
| 2   | Randy Holmes     | F    | 6-4  | 210 | Sr.   | St. Louis, Mo./Bethune-Cookman Univ.      |
| 10  | Omer Aksu        | G    | 6-2  | 180 | Fr.-R | Istanbul, Turkey/UTSA                     |
| 12  | Ervin Sarajlic   | F    | 6-5  | 205 | So.   | St. Louis, Mo./Oakville HS                |
| 13  | Danylo Zuikov    | G    | 6-1  | 175 | Sr.   | Kiev, Ukraine/LaLumiere School (Ind.)     |
| 14  | Juwan Miller     | G    | 5-11 | 165 | Jr.   | Kitchener, Ont./Huron Heights HS          |
| 15  | Rokas Paulauskas | F    | 6-8  | 230 | Sr.   | Talsiai, Lithuania/Frank Phillips College |
| 20  | Telloy Simon     | G    | 6-3  | 170 | So.   | Kitchener, Ont./St. Mary's HS             |
| 21  | Quinn Poythress  | F    | 6-7  | 200 | So.   | Jackson, Mo./Notre Dame Regional HS       |
| 22  | Brooks Gerrity   | G    | 6-2  | 170 | So.   | Chesterfield, Mo./Marquette HS            |
| 23  | Dulan Scott      | G    | 6-3  | 215 | Fr.   | Chicago, Ill./Farragut Academy            |
| 25  | Greg Lahm        | F    | 6-5  | 190 | Fr.   | St. Louis, Mo./Lindbergh HS               |
| 31  | Jalen Myers      | G    | 6-2  | 195 | Jr.   | Shorewood, Ill./South Suburban College    |
| 33  | Miles Mulkey     | F    | 6-9  | 215 | Jr.   | Lee's Summit, Mo./Penn Valley College     |
| 44  | Jacob Bergman    | F    | 6-5  | 220 | Fr.   | Sedalia, Mo./Smith-Cotton HS              |

**HEAD COACH:** Jim Glash **ASSISTANT COACHES:** Marques Baldwin, Tyrone Davidson

## MINER TIDBITS:

**#2 Randy Holmes:** Has a double-double vs. MSSU, then scored 20 the following day vs. ESU...transfer from Bethune-Cookman who is in his first season at S&T...averaged 6.2 points and 3.9 rebounds per game a year ago for the Wildcats, with six games in double figures...prior to going to BCC, played two seasons at Mineral Area College and averaged over 14 points per game as a sophomore for a team that won the Region XVI championship.

**#10 Omer Aksu:** Spent last season at the University of Texas-San Antonio, but did not play...had 4 points vs. Principia

**#12 Ervin Sarajlic:** Third season in the Miner program...had a career-high 21 points vs. Calvary on 7-of-8 three-point shooting...appeared in five games last season before suffering a season-ending injury...averaged 4.3 points and 1.4 rebounds in his freshman year before missing the final seven games due to an injury.

**#13 Danylo Zuikov:** Currently ranked 10th on S&T's career list for three-pointers made with 136...scored 14 in the win over Maryville...averaged 6.4 points a year ago and led the Miners with 39 three-pointers...scored a season-high 18 points vs. SJC...led the GLVC in assist-to-turnover ratio at 3.16-to-1 two seasons ago and finished third in the GLVC with 101 assists, which included an S&T single-game record 13 vs. McKendree.

**#14 Juwan Miller:** Led the Miners with 103 assists last season, which ranked eighth in the GLVC and was third in the league with 46 steals...averaged 7.7 points and 2.9 rebounds per game a year ago after averaging 9.5 points, three rebounds and 4.5 assists per game in the first 11 contests before suffering a season-ending injury in 2014-15.

**#15 Rokas Paulauskas:** Led the GLVC in offensive rebounds with 82 and led the team on the boards 19 times in his first season at S&T...scored a career-high 22 vs. Maryville...came to S&T from Frank Phillips College, where he averaged 9.3 points and 6.3 rebounds a game two years ago...averaged a double-double at Hamilton Heights Academy in Chattanooga as a high school senior.

**#20 Telloy Simon:** Was one of six Miners to record a 20-point game a year ago...scored 20 in each of the first two games this season...averaged eight points and three rebounds per game and was one of the team's top free throw shooters at 88.2 percent...hit 32 three-point shots during the year...played in summer leagues along with current Miner Juwan Miller.

**#21 Quinn Poythress:** Recorded back-to-back 19-point games in November...averaged 6.1 points and two rebounds per game in his freshman season at S&T...posted a career-high 21 against Blackburn in his first career start...was second in the GLVC in three-point shooting at 48.3 percent...scored 20.5 points as a high school senior, helping lead Notre Dame Regional to third in Missouri Class 4.

**#22 Brooks Gerrity:** Played in 11 games a year ago...had a career-high nine points vs. Calvary in his first start...had five assists and two steals while shooting 43 percent from the floor...averaged 16.2 points and connected on 36.4 percent of his three-point attempts as a high school senior...redshirted in the 2014-15 campaign.

**#23 Dulan Scott:** Scored 16 points in his S&T debut vs. Principia...made two free throws with 0.8 seconds left in the 2OT win over Emporia State...was a third-team All-Chicago area player last season after averaging 16 points and six rebounds per game.

**#25 Greg Lahm:** Averaged 14.9 points, 8.8 rebounds and 1.5 assists per game during his senior year at Lindbergh High School...averaged 17 points and shot 64 percent during his junior year.

**#31 Jalen Myers:** Transfer to S&T from South Suburban College, where he earned second-team all-Region IV honors a year ago...had 26 points vs. Lincoln with six three-pointers...scored 12.7 points and pulled down 2.5 rebounds a game while knocking down 41.7 percent of his three-point attempts...3-to-1 assist-to-turnover ratio was the 14th-best at the JUCO level.

**#33 Miles Mulkey:** Newcomer to the Miners who played previously at Penn Valley Community College...averaged four points and nearly three rebounds per game for a regional championship team, with 11 steals and 16 blocked shots.

**#44 Jacob Bergman:** One of two true freshmen on the Miner roster this season...averaged a double-double at Smith-Cotton High School with 12.7 points and 10.2 rebounds a game...also shot 53 percent from the field as a senior.

## PRONUNCIATIONS:

#10 Omer Aksu -- O-mair Ahck-soo

#12 Ervin Sarajlic -- Suh-RYE-lick

#13 Danylo Zuikov -- ZOO-koff

#15 Rokas Paulauskas -- Puh-LAW-skuss

#23 Dulan Scott -- Do-lahn

## About the Opponent

### Missouri-St. Louis:

The Tritons bring a 4-4 record into Saturday's contest after dropping a 69-68 decision in their GLVC opener Thursday at Drury. The Tritons led late in the contest before Tevin Foster hit two free throws with 10 seconds remaining to put the Panthers on top before UMSL missed a last second shot that could have won the game.

UMSL ranks last in the GLVC in scoring with an average of 64.6 points per game, but ranks second in points allowed per game at 67.5 per contest.

Steven Davis is the only player for the Tritons who is averaging in double figures seven games into the season with an average of 10.8 points per game, as he is connecting on 39 percent of his three-point attempts. Davis has made 22 of the Tritons' 58 three-point shots this year, while 14 of the other 36 have come from Rolla native Kobe Wands who is shooting 53.8 percent from long range while averaging 6.5 points a game during his freshman season in a Triton uniform. Wands scored 12 in Thursday's contest.

UMSL has made just 40.8 percent of its field goal attempts thus far, but has connected 38.4 percent of the time when shooting beyond the three-point line. The Tritons also have a 5.6 rebound edge on their opponents, paced by Hunter Reine's eight per game. Joseph English leads UMSL with 27 assists.

### Series vs. Missouri-St. Louis:

Missouri-St. Louis leads the series 37-26 over Missouri S&T after the teams split a pair of matchups a year ago. The visiting team won on both occasions, with the Miners rallying from a 17-point deficit for an 85-81 win in St. Louis on Dec. 5. In the rematch in Rolla on Feb. 18, the Tritons held off a late rally by S&T, as a 19-point UMSL lead was trimmed to four before the game ended at 89-85 in UMSL's favor.

The Miners hold a 16-15 lead in the games played in Rolla -- S&T's last win in Rolla came on Jan. 25, 2014 by a count of 85-79 -- while the Tritons hold a 14-6 advantage in the games played as members of the GLVC.

### Missouri-St. Louis Probable Starters:

| No. | Name            | Ht.  | Year | PPG  | RPG | AST | STL | Hometown           |
|-----|-----------------|------|------|------|-----|-----|-----|--------------------|
| 5   | Joseph English  | 5-11 | Sr.  | 5.8  | 2.4 | 27  | 4   | Indianapolis, Ind. |
| 11  | Elijah Watson   | 6-2  | Jr.  | 6.9  | 3.1 | 19  | 7   | Chicago, Ill.      |
| 13  | D.J. White      | 6-3  | Jr.  | 9.1  | 5.4 | 10  | 2   | Chicago, Ill.      |
| 15  | Andreas Kefalas | 6-6  | Jr.  | 2.3  | 1.4 | 1   | 1   | Athens, Greece     |
| 22  | Steven Davis    | 6-2  | Jr.  | 10.8 | 2.4 | 11  | 3   | Terre Haute, Ind.  |

### GLVC Standings

(Through Dec. 1, 2016)

| WEST DIVISION      | GLVC | Overall |
|--------------------|------|---------|
| Drury              | 1-0  | 6-0     |
| Missouri S&T       | 1-0  | 6-0     |
| Quincy             | 1-0  | 7-1     |
| Truman State       | 1-0  | 6-1     |
| Missouri-St. Louis | 0-1  | 4-4     |
| Rockhurst          | 0-1  | 3-3     |
| William Jewell     | 0-1  | 3-3     |
| Maryville          | 0-1  | 2-7     |

| EAST DIVISION        | GLVC | Overall |
|----------------------|------|---------|
| Southern Indiana     | 1-0  | 5-0     |
| Bellarmine           | 1-0  | 5-1     |
| UW-Parkside          | 1-0  | 5-1     |
| Lewis                | 1-0  | 3-4     |
| Saint Joseph's       | 0-1  | 4-3     |
| Illinois Springfield | 0-1  | 3-3     |
| McKendree            | 0-1  | 2-3     |
| Indianapolis         | 0-1  | 2-4     |

### Upcoming GLVC schedule:

#### Saturday, Dec. 3

\*Missouri-St. Louis at Missouri S&T, 3 p.m.  
 \*Indianapolis at Lewis, 3 p.m.  
 \*Maryville at Drury, 3 p.m.  
 \*Quincy at Rockhurst, 3 p.m.  
 \*Saint Joseph's at UW-Parkside, 3 p.m.  
 \*Southern Indiana at Illinois Springfield, 3 p.m.  
 \*Truman State at William Jewell, 3 p.m.  
 \*Bellarmine at McKendree, 3:30 p.m.

#### Tuesday, Dec. 6

Saint Joseph's at Dayton (Ex.), 6 p.m.  
 Central Methodist at Truman State, 7 p.m.  
 Illinois Springfield at Governors State, 7 p.m.  
 Robt. Morris-Springfield at Maryville, 7 p.m.  
 Saint Xavier at UW-Parkside, 7 p.m.

#### Wednesday, Dec. 7

Robt. Morris-Peoria at Missouri S&T, 5:30 p.m.  
 Bellarmine at Christian Brothers, 7 p.m.  
 Central Christian at Bellarmine, 7 p.m.  
 MacMurray at Quincy, 7:30 p.m.  
 Saint Francis (Ill.) at Lewis, 7:30 p.m.  
 \*William Jewell at Rockhurst, 7:30 p.m.

#### Thursday, Dec. 8

Saint Joseph's at Purdue Northwest, 7 p.m.  
 Trevecca Nazarene at Missouri-St. Louis, 7 p.m.

#### Saturday, Dec. 10

\*Missouri S&T at Drury, 3 p.m.  
 Olivet Nazarene at Indianapolis, 12 p.m.  
 Midway at Bellarmine, 2:15 p.m.  
 Cedarville at Saint Joseph's, 3 p.m.  
 \*Missouri-St. Louis at Maryville, 3 p.m.  
 Robt. Morris-Peoria at UW-Parkside, 3 p.m.  
 Rogers State at Rockhurst, 3 p.m.  
 \*Truman State at Quincy, 3:15 p.m.  
 William Jewell at UMKC, 4 p.m.  
 Ohio Valley at Southern Indiana, 7 p.m.  
 Trevecca Nazarene at McKendree, 7 p.m.

#### Sunday, Dec. 11

Kentucky Wesleyan at Illinois Springfield, 2 p.m.  
 Lees-McRae at Southern Indiana, 7 p.m.

#### Wednesday, Dec. 14

Bluefield at Southern Indiana, 7 p.m.  
 Harris-Stowe at Illinois Springfield, 7 p.m.  
 Salem International at McKendree, 7 p.m.

### Comparing the Teams:

#### Missouri S&T (6-0)

|                         | NCAA-II Rank   |
|-------------------------|----------------|
| Scoring Offense.....    | 95.2 ..... 6   |
| Scoring Defense.....    | 75.0 ..... 153 |
| Scoring Margin.....     | +20.2 ..... 9  |
| Field Goal Pct.....     | 49.8 ..... 39  |
| Field Goal Defense..... | 42.7 ..... 122 |
| 3-pointers/Game.....    | 11.2 ..... 13  |
| 3-pt Percentage.....    | 42.7 ..... 20  |
| 3-pt Defense.....       | 26.7 ..... 15  |
| Free Throw Pct.....     | 74.8 ..... 58  |
| Rebound Margin.....     | +9.7 ..... 13  |
| Assists/Game.....       | 16.8 ..... 50  |
| Turnovers/Game.....     | 14.2 ..... 150 |
| Assist/Turnovers.....   | 1.19 ..... 77  |
| Steals/Game.....        | 6.2 ..... 183  |

#### Missouri-St. Louis (4-4)

|                         | NCAA-II Rank   |
|-------------------------|----------------|
| Scoring Offense.....    | 64.6 ..... 289 |
| Scoring Defense.....    | 67.5 ..... 50  |
| Scoring Margin.....     | -2.9 ..... 224 |
| Field Goal Pct.....     | 40.8 ..... 259 |
| Field Goal Defense..... | 46.0 ..... 225 |
| 3-pointers/Game.....    | 7.3 ..... 183  |
| 3-pt Percentage.....    | 38.4 ..... 84  |
| 3-pt Defense.....       | 34.7 ..... 153 |
| Free Throw Pct.....     | 69.8 ..... 162 |
| Rebound Margin.....     | +5.6 ..... 54  |
| Assists/Game.....       | 14.9 ..... 118 |
| Turnovers/Game.....     | 15.9 ..... 241 |
| Assists/Turnovers.....  | 0.94 ..... 179 |
| Steals/Game.....        | 4.4 ..... 280  |

## Among a select few:

Following Thursday's game, the Miners were one of 30 teams in NCAA Division II that were undefeated heading into the weekend. Three of those teams are from the GLVC, with Drury (6-0) and Southern Indiana (5-0) joining S&T as teams that have yet to lose in the 2016-17 season.

Of the 30 undefeated teams through Thursday, four were in action Friday -- Hawai'i Pacific, Regis, San Francisco State and Southwest Minnesota State.

## The early NCAA numbers:

Through Thursday's contests, Missouri S&T finds itself around the top of NCAA Division II in a few statistical categories.

After the win over Maryville, the Miners are ranked sixth in the nation in scoring with an average of 95.1 points per game, while ranking ninth in scoring margin at plus 20.2 points per game and 13th in rebound margin at plus 9.7 a contest. In addition, the Miners are 13th in Division II with 11.2 three-point baskets per game after knocking down 11 on Thursday and are holding their opponents to 26.7 percent shooting from beyond the arc, the 15th-best mark in Division II. Maryville went 3-of-21 from long range against S&T on Thursday.

## Hitting the offensive glass:

The Miners finished last season as the top-ranked offensive rebounding team in the GLVC, pulling down just under 14 per game. That mark ranked 14th in NCAA Division II in that category.

S&T has pulled down a GLVC-best average of 11.1 offensive boards in the first six games of this season. Rokas Paulauskas, who already has 20 boards on the offensive end, is second in the conference in that category behind McKendree's Nolan Gerling.

## Miners at charity stripe:

Missouri S&T finished last season as one of the top free throw shooting teams in the GLVC, ending up sixth with a mark of 75.1 percent. The Miners had eight regulars all connect on at least 70 percent of their attempts and had four at better than 80 percent.

In the Nov. 16 win over Lincoln, S&T went 19-of-23 at the free throw line and made all seven of its attempts in the final five minutes of play, including six in the last 28 seconds. Last Friday, the Miners were 25-of-27 at the line and went eight-of-eight in the final 1:08 to beat Missouri Southern.

Since the start of the 2013-14 season, Miner teams have made 72.9 percent (1,927 of 2,645) of their tries at the free throw line.

## Three-Point shooting:

The Miners have made at least one three-point basket in 798 of the 801 games they have played since the three-point shot went into effect at the start of the 1986-87 season. At one point in the stretch, S&T had made at least one three-pointer in 597 consecutive games.

Missouri S&T hit 212 three-pointers last season, the 10th time in the 30 years in which the three-point shot has been part of college basketball in which the Miners have made at least 200 in a season. S&T hit at least 10 three-pointers in a game on eight occasions and have made 10 or more in five of its six contests this season, averaging 11.2 per game.

## NABC/Division II Rankings (Nov. 29, 2016)

|                                | Record | Points |
|--------------------------------|--------|--------|
| 1. West Liberty, W.Va.         | 6-0    | 398    |
| 2. Saginaw Valley State, Mich. | 5-0    | 378    |
| 3. Northwest Missouri State    | 6-0    | 361    |
| 4. Wheeling Jesuit, W.Va.      | 5-0    | 344    |
| 5. California Baptist          | 6-0    | 339    |
| 6. St. Thomas Aquinas, N.Y.    | 5-0    | 318    |
| 7. Bellarmine, Ky.             | 4-1    | 278    |
| 8. Kutztown, Pa.               | 4-0    | 272    |
| 9. Barry, Fla.                 | 5-0    | 268    |
| 10. Alabama-Huntsville         | 3-1    | 247    |
| 11. Fairmont State, W.Va.      | 5-0    | 233    |
| 12. Indiana, Pa.               | 7-0    | 223    |
| 13. Queens, N.C.               | 6-0    | 186    |
| 14. Angelo State, Texas        | 3-0    | 181    |
| 15. Drury, Mo.                 | 5-0    | 179    |
| 16. Tarleton State, Texas      | 4-1    | 159    |
| 17. Chico State, Calif.        | 5-1    | 114    |
| 18. Western Washington         | 5-0    | 94     |
| 19. Colorado School of Mines   | 5-1    | 89     |
| 20. Fort Lewis, Colo.          | 5-1    | 85     |
| 21. Augustana, S.D.            | 5-1    | 82     |
| 22. UC San Diego               | 5-0    | 60     |
| 23. Lincoln Memorial, Tenn.    | 4-2    | 48     |
| 24. West Texas A&M             | 8-1    | 42     |
| 25. Southern New Hampshire     | 4-0    | 38     |

GLVC teams & 2016-17 S&T opponents  
receiving votes: Southern Indiana.

## D2SIDA Media Poll (Nov. 29, 2016)

|                              | Record | Points |
|------------------------------|--------|--------|
| 1. West Liberty, W.Va.       | 6-0    | 367    |
| 2. Northwest Missouri State  | 6-0    | 352    |
| 3. Saginaw Valley St., Mich. | 5-0    | 345    |
| 4. California Baptist        | 6-0    | 328    |
| 5. Barry, Fla.               | 5-0    | 298    |
| 6. St. Thomas Aquinas, N.Y.  | 5-0    | 266    |
| 7. Bellarmine, Ky.           | 4-1    | 253    |
| 8. Alabama-Huntsville        | 3-1    | 232    |
| 9. Queens, N.C.              | 6-0    | 231    |
| 10. Angelo State, Texas      | 3-0    | 225    |
| 11. Augustana, S.D.          | 5-1    | 211    |
| 12. Fairmont State, W.Va.    | 5-0    | 208    |
| 13. Indiana, Pa.             | 7-0    | 177    |
| 14. Washburn                 | 6-0    | 166    |
| 15. Western Washington       | 5-0    | 130    |
| 16. Drury, Mo.               | 5-0    | 123    |
| 17. UC San Diego             | 5-1    | 115    |
| 18. Southern New Hampshire   | 4-0    | 102    |
| 19. Regis, Colo.             | 6-0    | 98     |
| 20. Wheeling Jesuit, W.Va.   | 5-0    | 95     |
| 21. Tarleton State, Texas    | 4-1    | 76     |
| 22. Augusta, Ga.             | 5-1    | 72     |
| 23. Lincoln Memorial, Tenn.  | 4-2    | 67     |
| 24. Midwestern State, Texas  | 6-1    | 58     |
| 25. Chico State, Calif.      | 5-1    | 47     |

## Pre-Season Polls S&T Non-Conference Opponents

|                         |                |
|-------------------------|----------------|
| UMKC.....               | 5th (WAC)      |
| Southeast Missouri..... | 6th (OVC West) |
| Principia .....         | 9th (SLIAC)    |
| Lincoln.....            | 4th (MIAA)     |
| Calvary .....           | N/A (MCCC)     |
| Missouri Southern ..... | 5th (MIAA)     |
| Emporia State .....     | 11th (MIAA)    |
| SIU Edwardsville.....   | 5th (OVC West) |
| Arkansas Tech.....      | 6th (GAC)      |

Robert Morris-Peoria is not affiliated with a conference.

## GLVC Pre-Season Poll

### West Division

|                                      |     |
|--------------------------------------|-----|
| 1. Quincy (9 first place votes)      | 113 |
| 2. Drury (6 first place votes)       | 109 |
| 3. Truman State (1 first place vote) | 96  |
| 4. Rockhurst                         | 70  |
| 5. Missouri-St. Louis                | 63  |
| 6. Maryville                         | 54  |
| 7. William Jewell                    | 35  |
| 8. Missouri S&T                      | 30  |

### East Division

|  |     |
|--|-----|
| 1. Bellarmine (9 first place votes)      | 114 |
| 2. UW-Parkside (2 first place votes)     | 90  |
| 3. Indianapolis (1 first place vote)     | 88  |
| 3. Lewis (3 first place votes)           | 88  |
| 5. Southern Indiana (1 first place vote) | 76  |
| 6. McKendree                             | 46  |
| 7. Illinois Springfield                  | 34  |
| 8. Saint Joseph's                        | 32  |





**The Automated ScoreBook**  
**Missouri S&T Season Box Score (as of Dec 01, 2016)**  
**All games**



| <b>RECORD:</b> | <b>OVERALL</b> | <b>HOME</b> | <b>AWAY</b> | <b>NEUTRAL</b> |
|----------------|----------------|-------------|-------------|----------------|
| ALL GAMES      | 6-0            | 4-0         | 0-0         | 2-0            |
| CONFERENCE     | 1-0            | 1-0         | 0-0         | 0-0            |
| NON-CONFERENCE | 5-0            | 3-0         | 0-0         | 2-0            |

| #              | Player            | gp-gs | min  | avg  | Total   |      | 3-Point |      | F-Throw |       | Rebounds |     |     |      | pf  | dq | a   | to | blk | stl | pts | avg  |
|----------------|-------------------|-------|------|------|---------|------|---------|------|---------|-------|----------|-----|-----|------|-----|----|-----|----|-----|-----|-----|------|
|                |                   |       |      |      | fg-fga  | fg%  | 3fg-fga | 3fg% | ft-fa   | ft%   | off      | def | tot | avg  |     |    |     |    |     |     |     |      |
| 30             | Myers, Jalen      | 6-4   | 158  | 26.3 | 35-71   | .493 | 19-39   | .487 | 15-20   | .750  | 6        | 5   | 11  | 1.8  | 15  | 0  | 9   | 5  | 1   | 3   | 104 | 17.3 |
| 15             | Simon, Telloy     | 6-1   | 150  | 25.0 | 26-54   | .481 | 12-26   | .462 | 14-17   | .824  | 6        | 25  | 31  | 5.2  | 11  | 0  | 7   | 8  | 0   | 4   | 78  | 13.0 |
| 55             | Paulauskas, Rokas | 6-6   | 158  | 26.3 | 36-56   | .643 | 0-0     | .000 | 3-15    | .200  | 20       | 25  | 45  | 7.5  | 15  | 1  | 5   | 8  | 1   | 5   | 75  | 12.5 |
| 25             | Miller, Juwan     | 6-6   | 186  | 31.0 | 20-44   | .455 | 1-7     | .143 | 24-31   | .774  | 6        | 23  | 29  | 4.8  | 11  | 0  | 33  | 12 | 0   | 10  | 65  | 10.8 |
| 03             | Holmes, Randy     | 5-2   | 112  | 22.4 | 18-56   | .321 | 7-24    | .292 | 9-10    | .900  | 6        | 26  | 32  | 6.4  | 14  | 1  | 10  | 13 | 1   | 5   | 52  | 10.4 |
| 05             | Scott, Dulan      | 6-5   | 114  | 19.0 | 20-31   | .645 | 2-3     | .667 | 9-12    | .750  | 9        | 12  | 21  | 3.5  | 11  | 1  | 8   | 10 | 2   | 1   | 51  | 8.5  |
| 12             | Sarajlic, Ervin   | 6-4   | 94   | 15.7 | 14-21   | .667 | 13-19   | .684 | 8-8     | 1.000 | 0        | 12  | 12  | 2.0  | 1   | 0  | 6   | 7  | 0   | 2   | 49  | 8.2  |
| 24             | Poythress, Quinn  | 5-0   | 55   | 11.0 | 14-26   | .538 | 5-14    | .357 | 7-8     | .875  | 3        | 8   | 11  | 2.2  | 8   | 0  | 3   | 5  | 0   | 0   | 40  | 8.0  |
| 13             | Zuikov, Danylo    | 3-1   | 64   | 21.3 | 8-18    | .444 | 5-10    | .500 | 2-2     | 1.000 | 1        | 6   | 7   | 2.3  | 11  | 0  | 7   | 5  | 0   | 0   | 23  | 7.7  |
| 22             | Gerrity, Brooks   | 4-1   | 44   | 11.0 | 4-11    | .364 | 3-9     | .333 | 1-2     | .500  | 2        | 6   | 8   | 2.0  | 3   | 0  | 4   | 2  | 0   | 3   | 12  | 3.0  |
| 44             | Bergman, Jacob    | 6-0   | 61   | 10.2 | 5-7     | .714 | 0-0     | .000 | 0-0     | .000  | 4        | 11  | 15  | 2.5  | 5   | 0  | 1   | 2  | 3   | 0   | 10  | 1.7  |
| 42             | Mulkey, Miles     | 4-0   | 28   | 7.0  | 3-7     | .429 | 0-0     | .000 | 0-0     | .000  | 5        | 3   | 8   | 2.0  | 5   | 0  | 4   | 2  | 3   | 3   | 6   | 1.5  |
| 35             | Aksu, Omer        | 4-0   | 26   | 6.5  | 0-6     | .000 | 0-6     | .000 | 6-6     | 1.000 | 0        | 0   | 0   | 0.0  | 6   | 1  | 4   | 5  | 0   | 1   | 6   | 1.5  |
| Team           |                   |       |      |      |         |      |         |      |         |       | 13       | 12  | 25  |      |     |    |     | 1  |     |     |     |      |
| Total.....     |                   | 6     | 1250 |      | 203-408 | .498 | 67-157  | .427 | 98-131  | .748  | 81       | 174 | 255 | 42.5 | 116 | 4  | 101 | 85 | 11  | 37  | 571 | 95.2 |
| Opponents..... |                   | 6     | 1250 |      | 164-384 | .427 | 39-146  | .267 | 83-109  | .761  | 54       | 143 | 197 | 32.8 | 118 | 3  | 65  | 90 | 16  | 31  | 450 | 75.0 |

| Score by Periods | 1st | 2nd | OT | OT2 | Totals |
|------------------|-----|-----|----|-----|--------|
| Missouri S&T     | 253 | 298 | 10 | 10  | 571    |
| Opponents        | 204 | 227 | 10 | 9   | 450    |

## Missouri S&amp;T Season/Career Highs &amp; Stats

## #2 Randy Holmes

6-4, 210, Sr., St. Louis, Mo./Bethune-Cookman University

**Season:**

Points: 20 vs. Emporia State (Nov. 26, 2016)

Rebounds: 10 vs. Missouri Southern (Nov. 25, 2016)

Assists: 5 vs. Maryville (Dec. 1, 2016)

**Career:**

Points: 20 vs. Emporia State (Nov. 26, 2016)

Rebounds: 11 vs. South Carolina State (Dec. 7, 2015 at Bethune-Cookman)

Assists: 5 vs. Maryville (Dec. 1, 2016)

| Season  | gp-gs | min/avg  | Total  |      | 3-Point |      | F-Throws |      | Rebounds |     |     |     |    |    |     |    |     |     | Scoring |      |
|---------|-------|----------|--------|------|---------|------|----------|------|----------|-----|-----|-----|----|----|-----|----|-----|-----|---------|------|
|         |       |          | fg-fga | pct  | fg-fga  | pct  | ft-fa    | pct  | off      | def | tot | avg | pf | fo | ast | to | blk | stl | pts     | avg  |
| 2016-17 | 5-2   | 112/22.4 | 18-56  | .321 | 7-24    | .292 | 9-10     | .900 | 6        | 26  | 32  | 6.4 | 14 | 1  | 10  | 13 | 1   | 5   | 52      | 10.4 |
| TOTAL   | 5-2   | 112/22.4 | 18-56  | .321 | 7-24    | .292 | 9-10     | .900 | 6        | 26  | 32  | 6.4 | 14 | 1  | 10  | 13 | 1   | 5   | 52      | 10.4 |

## #10 Omer Asku

6-2, 180, Fr.-R, Istanbul, Turkey/UTSA

**Season:**

Points: 4 vs. Principia (Nov. 15, 2016)

Rebounds: N/A

Assists: 2 vs. Principia (Nov. 15, 2016)

**Career:**

Points: 4 vs. Principia (Nov. 15, 2016)

Rebounds: N/A

Assists: 2 vs. Principia (Nov. 15, 2016)

| Season  | gp-gs | min/avg | Total  |      | 3-Point |      | F-Throws |       | Rebounds |     |     |     |    |    |     |    |     |     | Scoring |     |
|---------|-------|---------|--------|------|---------|------|----------|-------|----------|-----|-----|-----|----|----|-----|----|-----|-----|---------|-----|
|         |       |         | fg-fga | pct  | fg-fga  | pct  | ft-fa    | pct   | off      | def | tot | avg | pf | fo | ast | to | blk | stl | pts     | avg |
| 2016-17 | 4-0   | 26/6.5  | 0-6    | .000 | 0-6     | .000 | 6-6      | 1.000 | 0        | 0   | 0   | 0.0 | 6  | 1  | 4   | 5  | 0   | 1   | 6       | 1.5 |
| TOTAL   | 4-0   | 26/6.5  | 0-6    | .000 | 0-6     | .000 | 6-6      | 1.000 | 0        | 0   | 0   | 0.0 | 6  | 1  | 4   | 5  | 0   | 1   | 6       | 1.5 |

## #12 Ervin Sarajlic

6-5, 205, So., St. Louis, Mo./Oakville HS

**Season:**

Points: 21 vs. Calvary (Nov. 19, 2016)

Rebounds: 6 vs. Calvary (Nov. 19, 2016)

Assists: 3 vs. Maryville (Dec. 1, 2016)

**Career:**

Points: 21 vs. Calvary (Nov. 19, 2016)


Rebounds: 8 vs. Quincy (Jan. 29, 2015)

Assists: 3 vs. Maryville (Dec. 1, 2016)

| Season  | gp-gs | min/avg  | Total  |      | 3-Point |      | F-Throws |       | Rebounds |     |     |     |    |    |     |    |     |     | Scoring |     |
|---------|-------|----------|--------|------|---------|------|----------|-------|----------|-----|-----|-----|----|----|-----|----|-----|-----|---------|-----|
|         |       |          | fg-fga | pct  | fg-fga  | pct  | ft-fa    | pct   | off      | def | tot | avg | pf | fo | ast | to | blk | stl | pts     | avg |
| 2014-15 | 19-0  | 244/12.8 | 26-68  | .382 | 11-38   | .289 | 18-23    | .783  | 5        | 21  | 26  | 1.4 | 14 | 0  | 16  | 16 | 1   | 18  | 81      | 4.3 |
| 2015-16 | 5-0   | 40/8.0   | 3-8    | .375 | 1-6     | .167 | 2-2      | 1.000 | 1        | 2   | 3   | 0.6 | 1  | 0  | 1   | 3  | 0   | 1   | 9       | 1.8 |
| 2016-17 | 6-4   | 94/15.7  | 14-21  | .667 | 13-19   | .684 | 8-8      | 1.000 | 0        | 12  | 12  | 2.0 | 1  | 0  | 6   | 7  | 0   | 2   | 49      | 8.2 |
| TOTAL   | 30-4  | 378/12.6 | 43-97  | .443 | 25-63   | .397 | 28-33    | .848  | 6        | 35  | 41  | 1.4 | 16 | 0  | 23  | 26 | 1   | 21  | 139     | 4.6 |

## #13 Danylo Zuikov

6-1, 175, Sr., Kiev, Ukraine/LaLumiere School (Ind.)

**Season:**

Points: 14 vs. Maryville (Dec. 1, 2016)

Rebounds: 5 vs. Maryville (Dec. 1, 2016)

Assists: 4 vs. Missouri Southern (Nov. 25, 2016)

**Career:**

Points: 18 vs. Kentucky Wesleyan (Nov. 30, 2013) &amp; Saint Joseph's (Jan. 14, 2016)

Rebounds: 7 vs. Missouri-St. Louis (Jan. 22, 2015)

Assists: 13 vs. McKendree (Feb. 5, 2015)

| Season  | gp-gs | min/avg   | Total   |      | 3-Point |      | F-Throws |       | Rebounds |     |     |     |     |    |     |    |     |     | Scoring |     |
|---------|-------|-----------|---------|------|---------|------|----------|-------|----------|-----|-----|-----|-----|----|-----|----|-----|-----|---------|-----|
|         |       |           | fg-fga  | pct  | fg-fga  | pct  | ft-fa    | pct   | off      | def | tot | avg | pf  | fo | ast | to | blk | stl | pts     | avg |
| 2013-14 | 26-5  | 535/20.6  | 63-151  | .417 | 55-134  | .410 | 7-9      | .778  | 8        | 22  | 30  | 1.2 | 62  | 2  | 27  | 19 | 0   | 14  | 188     | 7.2 |
| 2014-15 | 26-15 | 716/27.5  | 56-174  | .322 | 37-134  | .276 | 9-18     | .500  | 11       | 55  | 66  | 2.5 | 77  | 5  | 101 | 32 | 2   | 24  | 158     | 6.1 |
| 2015-16 | 24-22 | 519/21.6  | 53-147  | .361 | 39-111  | .351 | 8-9      | .889  | 5        | 18  | 23  | 1.0 | 66  | 4  | 54  | 28 | 0   | 16  | 153     | 6.4 |
| 2016-17 | 3-1   | 64/21.3   | 8-18    | .444 | 5-10    | .500 | 2-2      | 1.000 | 1        | 6   | 7   | 2.3 | 11  | 0  | 7   | 5  | 0   | 0   | 23      | 7.7 |
| TOTAL   | 79-43 | 1834/23.2 | 180-490 | .367 | 136-389 | .350 | 26-38    | .684  | 25       | 101 | 126 | 1.6 | 216 | 11 | 189 | 84 | 2   | 54  | 522     | 6.6 |

## Missouri S&amp;T Season/Career Highs &amp; Stats

## #14 Juwan Miller

5-11, 165, Jr., Kitchener, Ont./Huron Heights HS

**Season:**

Points: 15 vs. Emporia State (Nov. 26, 2016)

Rebounds: 7 vs. Missouri Southern (Nov. 25, 2016)

Assists: 7 vs. Lincoln (Nov. 16, 2016)

**Career:**

Points: 20 vs William Woods (Dec. 31, 2014)


Rebounds: 7 vs. Missouri Southern (Nov. 25, 2016)

Assists: 8 on five occasions (last on Feb. 11, 2016 vs. McKendree)

|         |       |           | Total   |      | 3-Point |      | F-Throws |      | Rebounds |     |     |     |    |    |     |    |     |     |     | Scoring |  |
|---------|-------|-----------|---------|------|---------|------|----------|------|----------|-----|-----|-----|----|----|-----|----|-----|-----|-----|---------|--|
| Season  | gp-gs | min/avg   | fg-fga  | pct  | fg-fga  | pct  | ft-fa    | pct  | off      | def | tot | avg | pf | fo | ast | to | blk | stl | pts | avg     |  |
| 2014-15 | 11-11 | 311/28.3  | 33-91   | .363 | 9-24    | .375 | 30-42    | .714 | 12       | 21  | 33  | 3.0 | 19 | 0  | 50  | 25 | 0   | 33  | 105 | 9.5     |  |
| 2015-16 | 26-25 | 729/28.0  | 60-185  | .324 | 6-39    | .154 | 75-103   | .728 | 26       | 50  | 76  | 2.9 | 44 | 0  | 103 | 49 | 0   | 46  | 201 | 7.7     |  |
| 2016-17 | 6-6   | 186/31.0  | 20-44   | .455 | 1-7     | .143 | 24-31    | .774 | 6        | 23  | 29  | 4.8 | 11 | 0  | 33  | 12 | 0   | 10  | 65  | 10.8    |  |
| TOTAL   | 43-42 | 1226/28.5 | 113-320 | .353 | 16-70   | .229 | 129-176  | .733 | 44       | 94  | 138 | 3.2 | 74 | 0  | 186 | 86 | 0   | 89  | 371 | 8.6     |  |

## #15 Rokas Paulauskas

6-8, 230, Sr., Talsiai, Lithuania/Frank Phillips College

**Season:**

Points: 22 vs. Maryville (Dec. 1, 2016)

Rebounds: 12 vs. Principia (Nov. 15, 2016)

Assists: 2 vs. Principia (Nov. 15, 2016)

**Career:**

Points: 22 vs. Maryville (Dec. 1, 2016)

Rebounds: 18 vs. Missouri-St. Louis (Feb. 18, 2016)

Assists: 2 vs. Angelo State (Nov. 28, 2015) &amp; vs. Principia (Nov. 15, 2016)

|         |       |          | Total   |      | 3-Point |      | F-Throws |      | Rebounds |     |     |     |    |    |     |    |     |     | Scoring |      |
|---------|-------|----------|---------|------|---------|------|----------|------|----------|-----|-----|-----|----|----|-----|----|-----|-----|---------|------|
| Season  | gp-gs | min/avg  | fg-fga  | pct  | fg-fga  | pct  | ft-fa    | pct  | off      | def | tot | avg | pf | fo | ast | to | blk | stl | pts     | avg  |
| 2015-16 | 26-22 | 602/23.2 | 102-191 | .534 | 1-3     | .333 | 42-75    | .560 | 82       | 109 | 191 | 7.3 | 71 | 0  | 7   | 42 | 22  | 20  | 247     | 9.5  |
| 2016-17 | 6-6   | 158/26.3 | 36-56   | .643 | 0-0     | .000 | 3-15     | .200 | 20       | 25  | 45  | 7.5 | 15 | 1  | 5   | 8  | 1   | 5   | 75      | 12.5 |
| TOTAL   | 32-28 | 760/23.8 | 138-247 | .559 | 1-3     | .333 | 45-90    | .500 | 102      | 134 | 236 | 7.4 | 86 | 1  | 12  | 50 | 23  | 25  | 322     | 10.1 |

## #20 Telloy Simon

6-3, 170, So., Kitchener, Ont./St. Mary's HS

**Season:**

Points: 20 vs. Principia (Nov. 15, 2016) &amp; vs. Lincoln (Nov. 16, 2016)

Rebounds: 9 vs. Emporia State (Nov. 26, 2016)

Assists: 4 vs. Calvary (Nov. 19, 2016)

**Career:**

Points: 20 on three occasions (last on Nov. 16, 2016 vs. Lincoln)

Rebounds: 9 vs. Bellarmine (Feb. 4, 2016) &amp; vs. Emporia State (Nov. 26, 2016)

Assists: 4 vs. Calvary (Nov. 19, 2016)

|         |       |          | Total  |      | 3-Point |      | F-Throws |      | Rebounds |     |     |     |    |    |     |    |     |     |     | Scoring |  |
|---------|-------|----------|--------|------|---------|------|----------|------|----------|-----|-----|-----|----|----|-----|----|-----|-----|-----|---------|--|
| Season  | gp-gs | min/avg  | fg-fga | pct  | fg-fga  | pct  | ft-fa    | pct  | off      | def | tot | avg | pf | fo | ast | to | blk | stl | pts | avg     |  |
| 2015-16 | 27-6  | 484/17.9 | 69-171 | .404 | 32-95   | .337 | 45-51    | .882 | 30       | 50  | 80  | 3.0 | 48 | 0  | 19  | 37 | 3   | 24  | 215 | 8.0     |  |
| 2016-17 | 6-1   | 150/25.0 | 26-54  | .481 | 12-26   | .462 | 14-17    | .824 | 6        | 25  | 31  | 5.2 | 11 | 0  | 7   | 8  | 0   | 4   | 78  | 13.0    |  |
| TOTAL   | 33-7  | 634/19.2 | 95-225 | .422 | 44-121  | .364 | 59-68    | .868 | 36       | 75  | 111 | 3.4 | 59 | 0  | 26  | 45 | 3   | 28  | 293 | 8.9     |  |

## #21 Quinn Poythress

6-7, 200, So., Jackson, Mo./Notre Dame Regional HS

**Season:**

Points: 19 vs. Calvary (Nov. 19, 2016) &amp; Missouri Southern (Nov. 25, 2016)

Rebounds: 7 vs. Calvary (Nov. 19, 2016)

Assists: 3 vs. Calvary (Nov. 19, 2016)

**Career:**

Points: 21 vs. Blackburn (Dec. 8, 2015)

Rebounds: 8 vs. Blackburn (Dec. 8, 2015)


Assists: 3 vs. Calvary (Nov. 19, 2016)

|         |       |          | Total  |      | 3-Point |      | F-Throws |      | Rebounds |     |     |     |    |    |     |    |     |     |     | Scoring |  |
|---------|-------|----------|--------|------|---------|------|----------|------|----------|-----|-----|-----|----|----|-----|----|-----|-----|-----|---------|--|
| Season  | gp-gs | min/avg  | fg-fga | pct  | fg-fga  | pct  | ft-fa    | pct  | off      | def | tot | avg | pf | fo | ast | to | blk | stl | pts | avg     |  |
| 2015-16 | 27-2  | 383/14.2 | 53-111 | .477 | 29-60   | .483 | 30-36    | .833 | 22       | 32  | 54  | 2.0 | 27 | 0  | 10  | 20 | 1   | 11  | 165 | 6.1     |  |
| 2016-17 | 5-0   | 55/11.0  | 14-26  | .538 | 5-14    | .357 | 7-8      | .875 | 3        | 8   | 11  | 2.2 | 8  | 0  | 3   | 5  | 0   | 0   | 40  | 8.0     |  |
| TOTAL   | 32-2  | 438/13.7 | 67-137 | .489 | 34-74   | .459 | 37-44    | .841 | 25       | 40  | 65  | 2.0 | 35 | 0  | 13  | 25 | 1   | 11  | 205 | 6.4     |  |

## Missouri S&amp;T Season/Career Highs &amp; Stats

## #22 Brooks Gerrity

6-2, 170, So., Chesterfield, Mo./Marquette HS

**Season:**

Points: 9 vs. Calvary (Nov. 19, 2016)  
Rebounds: 4 vs. Calvary (Nov. 19, 2016)  
Assists: 4 vs. Calvary (Nov. 19, 2016)

**Career:**

Points: 9 vs. Calvary (Nov. 19, 2016)  
Rebounds: 4 vs. Calvary (Nov. 19, 2016)  
Assists: 4 vs. Calvary (Nov. 19, 2016)

|         |       |         | Total  |      | 3-Point |      | F-Throws |      | Rebounds |     |     |     |    |    |     |    |     |     |     | Scoring |  |
|---------|-------|---------|--------|------|---------|------|----------|------|----------|-----|-----|-----|----|----|-----|----|-----|-----|-----|---------|--|
| Season  | gp-gs | min/avg | fg-fga | pct  | fg-fga  | pct  | ft-fa    | pct  | off      | def | tot | avg | pf | fo | ast | to | blk | stl | pts | avg     |  |
| 2015-16 | 11-0  | 52/4.7  | 6-14   | .429 | 2-6     | .333 | 1-2      | .500 | 1        | 4   | 5   | 0.5 | 5  | 0  | 5   | 2  | 0   | 2   | 15  | 1.4     |  |
| 2016-17 | 4-1   | 44/11.0 | 4-11   | .364 | 3-9     | .333 | 1-2      | .500 | 2        | 6   | 8   | 2.0 | 3  | 0  | 4   | 2  | 0   | 3   | 12  | 3.0     |  |
| TOTAL   | 15-1  | 96/6.4  | 10-25  | .400 | 5-15    | .333 | 2-4      | .500 | 3        | 10  | 13  | 0.9 | 8  | 0  | 9   | 4  | 0   | 5   | 27  | 1.8     |  |

## #23 Dulan Scott

6-3, 215, Fr., Chicago, Ill./Farragut Academy

**Season:**

Points: 16 vs. Principia (Nov. 15, 2016)  
Rebounds: 6 vs. Missouri Southern (Nov. 25)  
Assists: 3 vs. Principia (Nov. 15, 2016)

**Career:**

Points: 16 vs. Principia (Nov. 15, 2016)  
Rebounds: 6 vs. Missouri Southern (Nov. 25, 2016)  
Assists: 3 vs. Principia (Nov. 15, 2016)

|         |       |          | Total  |      | 3-Point |      | F-Throws |      | Rebounds |     |     |     |    |    |     |    |     |     |     | Scoring |  |
|---------|-------|----------|--------|------|---------|------|----------|------|----------|-----|-----|-----|----|----|-----|----|-----|-----|-----|---------|--|
| Season  | gp-gs | min/avg  | fg-fga | pct  | fg-fga  | pct  | ft-fa    | pct  | off      | def | tot | avg | pf | fo | ast | to | blk | stl | pts | avg     |  |
| 2016-17 | 6-5   | 114/19.0 | 20-31  | .645 | 2-3     | .667 | 9-12     | .750 | 9        | 12  | 21  | 3.5 | 11 | 1  | 8   | 10 | 2   | 1   | 51  | 8.5     |  |
| TOTAL   | 6-5   | 114/19.0 | 20-31  | .645 | 2-3     | .667 | 9-12     | .750 | 9        | 12  | 21  | 3.5 | 11 | 1  | 8   | 10 | 2   | 1   | 51  | 8.5     |  |

## #31 Jalen Myers

6-2, 195, Jr., Shorewood, Ill./South Suburban College

**Season:**

Points: 26 vs. Lincoln (Nov. 16, 2016)  
Rebounds: 5 vs. Maryville (Dec. 1, 2016)  
Assists: 3 vs. Lincoln (Nov. 16, 2016) & Calvary (Nov. 19, 2016)

**Career:**

Points: 26 vs. Lincoln (Nov. 16, 2016)  
Rebounds: 5 vs. Maryville (Dec. 1, 2016)  
Assists: 3 vs. Lincoln (Nov. 16, 2016) & Calvary (Nov. 19, 2016)

|         |       |          | Total  |      | 3-Point |      | F-Throws |      | Rebounds |     |     |     |    |    |     |    |     |     |     | Scoring |  |
|---------|-------|----------|--------|------|---------|------|----------|------|----------|-----|-----|-----|----|----|-----|----|-----|-----|-----|---------|--|
| Season  | gp-gs | min/avg  | fg-fga | pct  | fg-fga  | pct  | ft-fa    | pct  | off      | def | tot | avg | pf | fo | ast | to | blk | stl | pts | avg     |  |
| 2016-17 | 6-4   | 158/26.3 | 35-71  | .493 | 19-39   | .487 | 15-20    | .750 | 6        | 5   | 11  | 1.8 | 15 | 0  | 9   | 5  | 1   | 3   | 104 | 17.3    |  |
| TOTAL   | 6-4   | 158/26.3 | 35-71  | .493 | 19-39   | .487 | 15-20    | .750 | 6        | 5   | 11  | 1.8 | 15 | 0  | 9   | 5  | 1   | 3   | 104 | 17.3    |  |

## #33 Miles Mulkey

6-9, 215, Jr., Lee's Summit, Mo./Penn Valley CC

**Season:**

Points: 4 vs. Calvary (Nov. 19, 2016)  
Rebounds: 7 vs. Calvary (Nov. 19, 2016)  
Assists: 4 vs. Calvary (Nov. 19, 2016)

**Career:**

Points: 4 vs. Calvary (Nov. 19, 2016)  
Rebounds: 7 vs. Calvary (Nov. 19, 2016)  
Assists: 4 vs. Calvary (Nov. 19, 2016)

|         |       |         | Total  |      | 3-Point |      | F-Throws |      | Rebounds |     |     |     |    |    |     |    |     |     |     | Scoring |  |
|---------|-------|---------|--------|------|---------|------|----------|------|----------|-----|-----|-----|----|----|-----|----|-----|-----|-----|---------|--|
| Season  | gp-gs | min/avg | fg-fga | pct  | fg-fga  | pct  | ft-fa    | pct  | off      | def | tot | avg | pf | fo | ast | to | blk | stl | pts | avg     |  |
| 2016-17 | 4-0   | 28/7.0  | 3-7    | .429 | 0-0     | .000 | 0-0      | .000 | 5        | 3   | 8   | 2.0 | 5  | 0  | 4   | 2  | 3   | 3   | 6   | 1.5     |  |
| TOTAL   | 4-0   | 28/7.0  | 3-7    | .429 | 0-0     | .000 | 0-0      | .000 | 5        | 3   | 8   | 2.0 | 5  | 0  | 4   | 2  | 3   | 3   | 6   | 1.5     |  |



## Missouri S&amp;T Season/Career Highs &amp; Stats

#44 Jacob Bergman

6-5, 220, Fr., Sedalia, Mo./Smith-Cotton HS

**Season:**

Points: 4 vs. Missouri Southern (Nov. 25, 2016)

Rebounds: 5 vs. Emporia State (Nov. 26, 2016)

Assists: 1 vs. Calvary (Nov. 19, 2016)

**Career:**

Points: 4 vs. Missouri Southern (Nov. 25, 2016)

Rebounds: 5 vs. Emporia State (Nov. 26, 2016)

Assists: 1 vs. Calvary (Nov. 19, 2016)

|         |       |         | Total  |      | 3-Point |      | F-Throws |      | Rebounds |     |     |     |    |    |     |    |     |     |     | Scoring |  |
|---------|-------|---------|--------|------|---------|------|----------|------|----------|-----|-----|-----|----|----|-----|----|-----|-----|-----|---------|--|
| Season  | gp-gs | min/avg | fg-fga | pct  | fg-fga  | pct  | ft-fa    | pct  | off      | def | tot | avg | pf | fo | ast | to | blk | stl | pts | avg     |  |
| 2016-17 | 6-0   | 61/10.2 | 5-7    | .714 | 0-0     | .000 | 0-0      | .000 | 4        | 11  | 15  | 2.5 | 5  | 0  | 1   | 2  | 3   | 0   | 10  | 1.7     |  |
| TOTAL   | 6-0   | 61/10.2 | 5-7    | .714 | 0-0     | .000 | 0-0      | .000 | 4        | 11  | 15  | 2.5 | 5  | 0  | 1   | 2  | 3   | 0   | 10  | 1.7     |  |

## Missouri S&amp;T Single-Game Highs (2016-17 Season)

**Miners**

Points: 104 vs. Principia (Nov. 15)  
 Rebounds: 51 vs. Calvary (Nov. 19)  
 Field Goal %: 54.3% vs. Principia (Nov. 15)  
 Three-Point FG: 14 vs. Lincoln (Nov. 16) & Calvary (Nov. 19)  
 Three-Point %: 55.0%, Missouri Southern (Nov. 25)  
 Free Throw %: 92.6%, Missouri Southern (Nov. 25)  
 Assists: 28 vs. Calvary (Nov. 19)  
 Turnovers: 18 vs. Calvary (Nov. 19) & MSSU (Nov. 25)  
 Steals: 11 vs. Calvary (Nov. 19)

**Opponents**

96, Emporia State (Nov. 26)  
 41, Emporia State (Nov. 26)  
 55.0%, Lincoln (Nov. 16)  
 13, Missouri Southern (Nov. 25)  
 34.6%, Emporia State (Nov. 26)  
 88.9%, Maryville (Dec. 1)  
 14, Maryville (Dec. 1)  
 29, Calvary (Nov. 19)  
 7, Missouri Southern (Nov. 25)

**Individual Highs (Miners):**

Points: 26, Jalen Myers vs. Lincoln (Nov. 16)  
 Rebounds: 12, Rokas Paulauskas vs. Principia (Nov. 15)  
 Assists: 7, Juwan Miller vs. Lincoln (Nov. 16)  
 Steals: 3, Juwan Miller vs. Lincoln (Nov. 16)

**Individual Highs (Opponents):**

Points: 35, Jaylon Smith, Lincoln (Nov. 16)  
 Rebounds: 10, Dexter Frisbie, Missouri Southern (Nov. 25) & Anthony Johnson, Maryville (Dec. 1)  
 Assists: 7, Micah Paulson, Principia (Nov. 15) & Brandon Hall, Emporia State (Nov. 26)

## Missouri S&amp;T Specialty Stats (2016-17 Season)

## 2016-17 Trends

|  |     |
|--|-----|
| When leading at the half . . . . .                 | 4-0 |
| When trailing at the half . . . . .                | 2-0 |
| When tied at the half . . . . .                    | 0-0 |
| In overtime . . . . .                              | 1-0 |
| When scoring 59 points or less . . . . .           | 0-0 |
| When scoring 60-69 points . . . . .                | 0-0 |
| When scoring 70-79 points . . . . .                | 0-0 |
| When scoring 80-89 points . . . . .                | 1-0 |
| When scoring 90 or more . . . . .                  | 5-0 |
| At home . . . . .                                  | 4-0 |
| On the road . . . . .                              | 0-0 |
| At neutral sites . . . . .                         | 2-0 |
| When out-shooting opponent . . . . .               | 5-0 |
| When out-shot by opponent . . . . .                | 1-0 |
| When tied in shooting . . . . .                    | 0-0 |
| When out-rebounding opponent . . . . .             | 5-0 |
| When out-rebounded by opponent . . . . .           | 1-0 |
| When tied in rebounding . . . . .                  | 0-0 |
| When having fewer turnovers . . . . .              | 3-0 |
| When having more turnovers . . . . .               | 2-0 |
| When tied in turnovers . . . . .                   | 1-0 |
| When shooting 50% or better from field . . . . .   | 2-0 |
| When shooting under 50% . . . . .                  | 4-0 |
| When shooting 70% or better from FT line . . . . . | 3-0 |
| When shooting under 70% from FT line . . . . .     | 3-0 |
| When shooting 30% or better 3FG . . . . .          | 6-0 |
| When shooting under 30% 3FG . . . . .              | 0-0 |

## Crunch Time Free Throws

|                                |                      |
|--------------------------------|----------------------|
| #2 Randy Holmes . . . . .      | 2-2 (100%)           |
| #10 Omer Askur . . . . .       | 0-0 (0%)             |
| #12 Ervin Sarajlic . . . . .   | 0-0 (0%)             |
| #13 Danylo Zuikov . . . . .    | 2-2 (100%)           |
| #14 Juwan Miller . . . . .     | 10-12 (83.3%)        |
| #15 Rokas Paulauskas . . . . . | 1-1 (100%)           |
| #20 Telloy Simon . . . . .     | 7-8 (87.5%)          |
| #21 Quinn Poythress . . . . .  | 0-0 (0%)             |
| #22 Brooks Gerrity . . . . .   | 0-0 (0%)             |
| #23 Dulan Scott . . . . .      | 4-4 (100%)           |
| #31 Jalen Myers . . . . .      | 0-0 (0%)             |
| #34 Jacob Bergman . . . . .    | 0-0 (0%)             |
| #40 Miles Mulkey . . . . .     | 0-0 (0%)             |
| <b>TOTALS . . . . .</b>        | <b>26-28 (92.9%)</b> |

*Crunch time free throws are all attempts in the final five minutes of regulation time and any overtime period, with a margin of 10 points or less when the player goes to the free throw line.*

**Last season: Missouri S&T was at 76.3% at the line in crunch time situations.**

## 2016-17 By the Numbers

## Double Figure scoring

|                            | 2016-17     | Career |
|----------------------------|-------------|--------|
| Jalen Myers . . . . .      | 6 . . . . . | 6      |
| Juwan Miller . . . . .     | 4 . . . . . | 16     |
| Rokas Paulauskas . . . . . | 4 . . . . . | 15     |
| Telloy Simon . . . . .     | 3 . . . . . | 15     |
| Randy Holmes . . . . .     | 3 . . . . . | 3      |
| Dulan Scott . . . . .      | 3 . . . . . | 3      |
| Quinn Poythress . . . . .  | 2 . . . . . | 7      |
| Ervin Sarajlic . . . . .   | 2 . . . . . | 2      |
| Danylo Zuikov . . . . .    | 1 . . . . . | 17     |

## Games with 20+ points

|                            | 2016-17     | Career |
|----------------------------|-------------|--------|
| Telloy Simon . . . . .     | 2 . . . . . | 3      |
| Jalen Myers . . . . .      | 2 . . . . . | 2      |
| Randy Holmes . . . . .     | 1 . . . . . | 1      |
| Rokas Paulauskas . . . . . | 1 . . . . . | 1      |
| Ervin Sarajlic . . . . .   | 1 . . . . . | 1      |
| Juwan Miller . . . . .     | 0 . . . . . | 1      |
| Quinn Poythress . . . . .  | 0 . . . . . | 1      |

## Double-Doubles

|                            | 2016-17     | Career |
|----------------------------|-------------|--------|
| Rokas Paulauskas . . . . . | 1 . . . . . | 4      |
| Randy Holmes . . . . .     | 1 . . . . . | 1      |

## Games Led (or shared lead) in Scoring

|                            | 2016-17     | Career |
|----------------------------|-------------|--------|
| Jalen Myers . . . . .      | 2 . . . . . | 2      |
| Quinn Poythress . . . . .  | 1 . . . . . | 3      |
| Telloy Simon . . . . .     | 1 . . . . . | 2      |
| Randy Holmes . . . . .     | 1 . . . . . | 1      |
| Ervin Sarajlic . . . . .   | 1 . . . . . | 1      |
| Juwan Miller . . . . .     | 0 . . . . . | 3      |
| Danylo Zuikov . . . . .    | 0 . . . . . | 2      |
| Rokas Paulauskas . . . . . | 0 . . . . . | 1      |

## Games Led (or shared lead) in Rebounding

|                            | 2016-17     | Career |
|----------------------------|-------------|--------|
| Rokas Paulauskas . . . . . | 4 . . . . . | 23     |
| Randy Holmes . . . . .     | 2 . . . . . | 2      |
| Miles Mulkey . . . . .     | 1 . . . . . | 1      |
| Quinn Poythress . . . . .  | 1 . . . . . | 1      |
| Danylo Zuikov . . . . .    | 0 . . . . . | 3      |
| Telloy Simon . . . . .     | 0 . . . . . | 2      |
| Ervin Sarajlic . . . . .   | 0 . . . . . | 1      |

## Games Led (or shared lead) in Assists

|                            | 2016-17     | Career |
|----------------------------|-------------|--------|
| Juwan Miller . . . . .     | 5 . . . . . | 27     |
| Danylo Zuikov . . . . .    | 1 . . . . . | 25     |
| Randy Holmes . . . . .     | 1 . . . . . | 1      |
| Rokas Paulauskas . . . . . | 0 . . . . . | 1      |
| Quinn Poythress . . . . .  | 0 . . . . . | 1      |
| Telloy Simon . . . . .     | 0 . . . . . | 1      |
| Ervin Sarajlic . . . . .   | 0 . . . . . | 1      |

## Games Led (or shared) in Blocked Shots

|                            | 2016-17     | Career |
|----------------------------|-------------|--------|
| Jacob Bergman . . . . .    | 3 . . . . . | 3      |
| Miles Mulkey . . . . .     | 3 . . . . . | 3      |
| Dulan Scott . . . . .      | 2 . . . . . | 2      |
| Rokas Paulauskas . . . . . | 1 . . . . . | 16     |
| Randy Holmes . . . . .     | 1 . . . . . | 1      |
| Jalen Myers . . . . .      | 1 . . . . . | 1      |
| Telloy Simon . . . . .     | 0 . . . . . | 2      |
| Quinn Poythress . . . . .  | 0 . . . . . | 1      |
| Ervin Sarajlic . . . . .   | 0 . . . . . | 1      |
| Danylo Zuikov . . . . .    | 0 . . . . . | 1      |

## The Last Time it Happened

|  |   |
|--|---|
| The Miners scored 80-89 points . . . . .       | 82 vs. Maryville, Dec. 1, 2016 (82-69)                                  |
| Opponent scored 80-89 points . . . . .         | 88, Missouri Southern, Nov. 25, 2016 (94-88)                            |
| The Miners scored 90-99 points . . . . .       | 97 vs. Emporia State, Nov. 26, 2016 (97-96)                             |
| Opponent scored 90-99 points . . . . .         | 96, Emporia State, Nov. 26, 2016 (97-96)                                |
| The Miners scored 100 or more points . . . . . | 103 vs. Calvary, Nov. 19, 2016 (103-44)                                 |
| Opponent scored 100 or more points . . . . .   | 108, McKendree, Feb. 11, 2016 (105-108)                                 |
| A Miner scored 20 or more points . . . . .     | Jalen Myers (23) & Rokas Paulauskas (22)<br>vs. Maryville, Dec. 1, 2016 |
| A Miner scored 30 or more points . . . . .     | 30, Bryce Foster vs. Drury, Feb. 27, 2014                               |
| A Miner scored 40 or more points . . . . .     | 40, Scott Holly vs. Pittsburg State, Feb. 6, 2002                       |
| The Miners had 40 or more rebounds . . . . .   | 49 vs. Emporia State, Nov. 26, 2016                                     |
| Opponent had 40 or more rebounds . . . . .     | 41, Emporia State, Nov. 26, 2016  |
| A Miner had 10 or more rebounds . . . . .      | 10, Randy Holmes vs. Missouri Southern, Nov. 25, 2016                   |
| A Miner had 15 or more rebounds . . . . .      | 18, Rokas Paulauskas vs. Missouri-St. Louis, Feb. 18, 2016              |
| A Miner had 20 or more rebounds . . . . .      | 21, Brian Westre vs. Harris-Stowe, Dec. 7, 2002                         |
| The Miners had 15 or more assists . . . . .    | 16 vs. Maryville, Dec. 1, 2016  |
| Opponent had 15 or more assists . . . . .      | 19, Drury, Feb. 25, 2016  |
| A Miner had 10 or more assists . . . . .       | 13, Danylo Zuikov vs. McKendree, Feb. 5, 2015                           |
| The Miners had 10 or more steals . . . . .     | 11 vs. Calvary, Nov. 19, 2016   |
| Opponent had 10 or more steals . . . . .       | 11, Southern Indiana, Feb. 6, 2016                                      |
| A Miner had five or more steals . . . . .      | 5, Juwan Miller vs. Missouri Baptist, Nov. 17, 2015                     |
| A Miner had a double-double . . . . .          | Randy Holmes vs. Mo. Southern, Nov. 25, 2016 (12 pts./10 reb.)          |
| A Miner had a triple-double . . . . .          | Bryce Foster vs. Webster, Dec. 8, 2013 (22 pts./10 reb./10 ast.)        |

## 2016-17 Missouri S&T Game-By-Game

| Date    | Opponent          | Score          | Top Scorer           | Top Rebounder         | Record(s) |
|---------|-------------------|----------------|----------------------|-----------------------|-----------|
| Nov. 15 | PRINCIPIA         | W, 104-65      | Telloy Simon (20)    | Rokas Paulauskas (12) | 1-0       |
| Nov. 16 | LINCOLN           | W, 91-88       | Jalen Myers (26)     | Rokas Paulauskas (9)  | 2-0       |
| Nov. 19 | CALVARY           | W, 103-44      | Ervin Sarajlic (21)  | Three with 7          | 3-0       |
| Nov. 25 | Missouri Southern | W, 94-88       | Quinn Poythress (19) | Randy Holmes (10)     | 4-0       |
| Nov. 26 | Emporia State     | W, 97-96 (2OT) | Randy Holmes (20)    | Randy Holmes (8)      | 5-0       |
| Dec. 1  | MARYVILLE*        | W, 82-69       | Jalen Myers (23)     | Rokas Paulauskas (7)  | 6-0, 1-0  |

\*Great Lakes Valley Conference game # Great Lakes Valley Conference Tournament

### Game-by-Game Data

| Date/Opponent             | Game Starters |         |          |          |            |  | Bench Pts. | Ast/TO | FG%  | Opp. FG% |
|---------------------------|---------------|---------|----------|----------|------------|--|------------|--------|------|----------|
| Nov. 15/Principia         | Miller        | Myers   | Sarajlic | Scott    | Paulauskas |  | 40         | 17/11  | .543 | .463     |
| Nov. 16/Lincoln           | Miller        | Myers   | Holmes   | Scott    | Paulauskas |  | 25         | 16/8   | .446 | .550     |
| Nov. 19/Calvary           | Miller        | Gerrity | Simon    | Sarajlic | Paulauskas |  | 46         | 28/18  | .532 | .333     |
| Nov. 25/Missouri Southern | Miller        | Zuikov  | Sarajlic | Scott    | Paulauskas |  | 60         | 13/18  | .492 | .366     |
| Nov. 26/Emporia State     | Miller        | Myers   | Sarajic  | Scott    | Paulauskas |  | 36         | 11/15  | .493 | .420     |
| Dec. 1/Maryville          | Miller        | Myers   | Holmes   | Scott    | Paulauskas |  | 26         | 16/15  | .471 | .446     |

### Records by starting five:

|  |     |
|--|-----|
| Miller/Myers/Sarajlic/Scott/Paulauskas   | 2-0 |
| Miller/Myers/Holmes/Scott/Paulauskas     | 2-0 |
| Miller/Gerrity/Simon/Sarajlic/Paulauskas | 1-0 |
| Miller/Zuikov/Sarajlic/Scott/Paulauskas  | 1-0 |



### The Automated ScoreBook

Missouri S&T Points-Rebounds-Assists (as of Dec 01, 2016)

#### All games



| Opponent             | Date     | Score    | 03         | 05         | 12         | 13         | 15         | 22         | 24         |
|----------------------|----------|----------|------------|------------|------------|------------|------------|------------|------------|
|                      |          |          | HOLMES,RAN | SCOTT,DULA | SARAJLIC,E | ZUIKOV,DAN | SIMON,TELL | GERRITY,BR | POYTHRESS, |
| PRINCIPIA            | 11/15/16 | 104-65 w | 11-5-1     | 16-3-3     | 13-3-1     | DNP        | 20-4-1     | 3-3-0      | 0-0-0      |
| LINCOLN(MO)          | 11/16/16 | 91-88 w  | 7-5-2      | 7-2-2      | 5-2-0      | DNP        | 20-1-1     | 0-1-0      | DNP        |
| CALVARY              | 11/19/16 | 103-44 w | DNP        | 2-3-0      | 21-6-2     | DNP        | 13-5-4     | 9-4-4      | 19-7-3     |
| vs Missouri Southern | 11/25/16 | 94-88 w  | 12-10-1    | 10-6-3     | 3-1-0      | 5-1-4      | 9-7-0      | DNP        | 19-1-0     |
| vs Emporia State     | 11/26/16 | 97-96 w  | 20-8-1     | 13-4-0     | 3-0-0      | 4-1-1      | 8-9-0      | DNP        | 2-2-0      |
| MARYVILLE            | 12/01/16 | 82-69 w  | 2-4-5      | 3-3-0      | 4-0-3      | 14-5-2     | 8-5-1      | 0-0-0      | 0-1-0      |

| Opponent             | Date     | Score    | 25         | 30         | 35        | 42         | 44         | 55         |
|----------------------|----------|----------|------------|------------|-----------|------------|------------|------------|
|                      |          |          | MILLER,JUW | MYERS,JALE | AKSU,OMER | MULKEY,MIL | BERGMAN,JA | PAULAUSKAS |
| PRINCIPIA            | 11/15/16 | 104-65 w | 12-6-6     | 13-0-1     | 4-0-2     | 0-1-0      | 2-1-0      | 10-12-2    |
| LINCOLN(MO)          | 11/16/16 | 91-88 w  | 14-4-7     | 26-1-3     | 0-0-0     | 0-0-0      | 0-1-0      | 12-9-1     |
| CALVARY              | 11/19/16 | 103-44 w | 8-5-6      | 17-0-3     | 2-0-1     | 4-7-4      | 2-4-1      | 6-7-0      |
| vs Missouri Southern | 11/25/16 | 94-88 w  | 10-7-3     | 14-3-1     | DNP       | 2-0-0      | 4-4-0      | 6-4-1      |
| vs Emporia State     | 11/26/16 | 97-96 w  | 15-5-6     | 11-2-1     | 0-0-1     | DNP        | 2-5-0      | 19-6-1     |
| MARYVILLE            | 12/01/16 | 82-69 w  | 6-2-5      | 23-5-0     | DNP       | DNP        | 0-0-0      | 22-7-0     |







Official Basketball Box Score -- Game Totals -- Final Statistics  
**Emporia State vs Missouri S&T**  
 11/26/16 1 p.m. at Springfield, MO/O'Reilly Event Center


**Emporia State 96 • 2-5**

| #                          | Player           | Total                |                | 3-Ptr             |             | Rebounds |    |                  | PF  | TP | A | TO | Blk | Stl | Min |
|----------------------------|------------------|----------------------|----------------|-------------------|-------------|----------|----|------------------|-----|----|---|----|-----|-----|-----|
|                            |                  | FG-FGA               | FG-FGA         | FT-FTA            | Off Def Tot | PF       | TP | A TO Blk Stl Min |     |    |   |    |     |     |     |
| 00                         | Morton, Brian    | * 5-8                | 1-1            | 11-14             | 4 3 7       | 3        | 22 | 1 1 0 3          | 37  |    |   |    |     |     |     |
| 03                         | Jordan, Tyler    | * 5-11               | 2-4            | 0-1               | 0 3 3       | 1        | 12 | 1 3 0 0          | 38  |    |   |    |     |     |     |
| 05                         | Hall, Brandon    | * 8-26               | 0-4            | 2-3               | 0 9 9       | 3        | 18 | 7 0 0 1          | 39  |    |   |    |     |     |     |
| 30                         | Pedersen, Josh   | * 4-8                | 1-4            | 2-2               | 4 2 6       | 3        | 11 | 0 1 1 0          | 40- |    |   |    |     |     |     |
| 41                         | Fisher, Bradley  | * 0-2                | 0-0            | 0-0               | 0 1 1       | 2        | 0  | 0 1 0 0          | 10  |    |   |    |     |     |     |
| 01                         | Limuel, Stephau  | 0-1                  | 0-0            | 0-0               | 1 1 2       | 1        | 0  | 0 0 0 1          | 3   |    |   |    |     |     |     |
| 10                         | Temaat, Jay      | 6-12                 | 4-9            | 0-0               | 0 3 3       | 3        | 16 | 1 1 0 0          | 32  |    |   |    |     |     |     |
| 21                         | Taylor, Jevon    | 3-8                  | 1-3            | 0-0               | 0 1 1       | 4        | 7  | 0 0 0 0          | 18  |    |   |    |     |     |     |
| 32                         | Emery, Jawan     | 0-0                  | 0-0            | 0-0               | 0 0 0       | 3        | 0  | 0 1 0 0          | 8   |    |   |    |     |     |     |
| 33                         | Sardin, Terrence | 2-2                  | 0-0            | 2-2               | 4 1 5       | 4        | 6  | 0 1 2 0          | 13  |    |   |    |     |     |     |
| 34                         | Vandiver, Garin  | 1-3                  | 0-1            | 2-2               | 2 1 3       | 1        | 4  | 1 0 0 1          | 12  |    |   |    |     |     |     |
|                            | Team             |                      |                |                   | 0 1 1       |          |    |                  |     |    |   |    |     |     |     |
| Totals                     |                  | 34-81                | 9-26           | 19-24             | 15 26 41    | 28       | 96 | 11 9 3 6         | 250 |    |   |    |     |     |     |
| FG % 1st Half: 13-32 40.6% |                  | 2nd half 16-35 45.7% | OT: 5-14 35.7% | Game: 34-81 42.0% | Deadball    |          |    |                  |     |    |   |    |     |     |     |
| 3FG % 1st Half: 4-13 30.8% |                  | 2nd half 2-7 28.6%   | OT: 3-6 50.0%  | Game: 9-26 34.6%  | Rebounds    |          |    |                  |     |    |   |    |     |     |     |
| FT % 1st Half: 6-7 85.7%   |                  | 2nd half 7-9 77.8%   | OT: 6-8 75.0%  | Game: 19-24 79.2% | 2           |          |    |                  |     |    |   |    |     |     |     |

**Missouri S&T 97 • 5-0**

| #                          | Player            | Total                |                | 3-Ptr             |             | Rebounds |    |                  | PF  | TP | A | TO | Blk | Stl | Min |
|----------------------------|-------------------|----------------------|----------------|-------------------|-------------|----------|----|------------------|-----|----|---|----|-----|-----|-----|
|                            |                   | FG-FGA               | FG-FGA         | FT-FTA            | Off Def Tot | PF       | TP | A TO Blk Stl Min |     |    |   |    |     |     |     |
| 05                         | Scott, Dulan      | * 5-7                | 0-1            | 3-4               | 2 2 4       | 1        | 13 | 0 0 0 0          | 21  |    |   |    |     |     |     |
| 12                         | Sarajlic, Ervin   | * 1-2                | 1-2            | 0-0               | 0 0 0       | 0        | 3  | 0 0 0 0          | 15  |    |   |    |     |     |     |
| 25                         | Miller, Juwan     | * 3-9                | 0-2            | 9-11              | 2 3 5       | 2        | 15 | 6 4 0 2          | 45  |    |   |    |     |     |     |
| 30                         | Myers, Jalen      | * 3-8                | 1-3            | 4-5               | 1 1 2       | 2        | 11 | 1 1 0 0          | 30  |    |   |    |     |     |     |
| 55                         | Paulauskas, Rokas | * 9-11               | 0-0            | 1-4               | 1 5 6       | 3        | 19 | 1 1 0 0          | 41  |    |   |    |     |     |     |
| 03                         | Holmes, Randy     | 8-17                 | 4-6            | 0-0               | 0 8 8       | 2        | 20 | 1 3 0 2          | 29  |    |   |    |     |     |     |
| 13                         | Zuikov, Danylo    | 1-4                  | 0-2            | 2-2               | 0 1 1       | 4        | 4  | 1 2 0 0          | 23  |    |   |    |     |     |     |
| 15                         | Simon, Telloy     | 3-8                  | 0-1            | 2-5               | 2 7 9       | 4        | 8  | 0 2 0 0          | 28  |    |   |    |     |     |     |
| 24                         | Poythress, Quinn  | 0-2                  | 0-0            | 2-2               | 0 2 2       | 4        | 2  | 0 1 0 0          | 7   |    |   |    |     |     |     |
| 35                         | Aksu, Omer        | 0-0                  | 0-0            | 0-0               | 0 0 0       | 0        | 0  | 1 1 0 0          | 3   |    |   |    |     |     |     |
| 44                         | Bergman, Jacob    | 1-1                  | 0-0            | 0-0               | 2 3 5       | 1        | 2  | 0 0 0 0          | 8   |    |   |    |     |     |     |
|                            | Team              |                      |                |                   | 4 3 7       |          |    |                  |     |    |   |    |     |     |     |
| Totals                     |                   | 34-69                | 6-17           | 23-33             | 14 35 49    | 23       | 97 | 11 15 0 4        | 250 |    |   |    |     |     |     |
| FG % 1st Half: 11-28 39.3% |                   | 2nd half 16-29 55.2% | OT: 7-12 58.3% | Game: 34-69 49.3% | Deadball    |          |    |                  |     |    |   |    |     |     |     |
| 3FG % 1st Half: 1-6 16.7%  |                   | 2nd half 4-10 40.0%  | OT: 1-1 100.0  | Games: 6-17 35.3% | Rebounds    |          |    |                  |     |    |   |    |     |     |     |
| FT % 1st Half: 10-16 62.5% |                   | 2nd half 8-10 80.0%  | OT: 5-7 71.4%  | Game: 23-33 69.7% | 5           |          |    |                  |     |    |   |    |     |     |     |

Officials: Dan Nowakowski, Kelly Hunt and Andy Malin  
 Technical fouls: Emporia State-None. Missouri S&T-None.  
 Attendance: 204

| Score by periods | 1st | 2nd | OT | OT2 | Total |
|------------------|-----|-----|----|-----|-------|
| Emporia State    | 36  | 41  | 10 | 9   | 96    |
| Missouri S&T     | 33  | 44  | 10 | 10  | 97    |

Last FG - ESU OT2-00:26, MST OT2-00:57.  
 Largest lead - ESU by 9 1st-04:18, MST by 10 2nd-16:55.  
 ESU led for 19:03. MST led for 21:47. Game was tied for 09:10.

Score tied - 14 times.  
 Lead changed - 19 times.



Official Basketball Box Score -- Game Totals -- Final Statistics  
**Maryville vs Missouri S&T**  
 12/01/16 7:30 p.m. at Rolla, MO (Billy Key Court)


**Maryville 69 • 2-7, 0-1 GLVC**

| #                          | Player              | Total                |                   | 3-Ptr    |             | Rebounds |    |                  | PF  | TP | A | TO | Blk | Stl | Min |
|----------------------------|---------------------|----------------------|-------------------|----------|-------------|----------|----|------------------|-----|----|---|----|-----|-----|-----|
|                            |                     | FG-FGA               | FG-FGA            | FT-FTA   | Off Def Tot | PF       | TP | A TO Blk Stl Min |     |    |   |    |     |     |     |
| 00                         | Sims, Forrester     | * 4-12               | 1-6               | 3-3      | 1 2 3       | 5        | 12 | 0 2 0 0          | 31  |    |   |    |     |     |     |
| 04                         | Johnson, Anthony    | * 5-8                | 1-2               | 2-3      | 0 10 10     | 1        | 13 | 4 5 1 1          | 35  |    |   |    |     |     |     |
| 11                         | Sims, Grant         | * 4-13               | 0-6               | 4-4      | 0 2 2       | 2        | 12 | 2 4 0 0          | 35  |    |   |    |     |     |     |
| 14                         | King, Karson        | * 3-4                | 1-1               | 0-0      | 2 4 6       | 0        | 7  | 2 3 1 2          | 23  |    |   |    |     |     |     |
| 22                         | Booker, Evan        | * 3-5                | 0-1               | 3-4      | 0 3 3       | 1        | 9  | 2 0 3 2          | 19  |    |   |    |     |     |     |
| 03                         | Bhinder, Sukhman    | 0-2                  | 0-1               | 2-2      | 0 0 0       | 1        | 2  | 1 1 0 0          | 14  |    |   |    |     |     |     |
| 11                         | Miller, Nick        | 1-1                  | 0-0               | 0-0      | 0 2 2       | 1        | 2  | 0 0 0 0          | 9   |    |   |    |     |     |     |
| 20                         | Grant-Clark, Marvin | 1-4                  | 0-1               | 2-2      | 1 0 1       | 0        | 4  | 0 0 0 0          | 12  |    |   |    |     |     |     |
| 21                         | Volkman, Ben        | 4-4                  | 0-0               | 0-0      | 1 3 4       | 3        | 8  | 2 0 0 0          | 10  |    |   |    |     |     |     |
| 32                         | Stoyanov, Damyan    | 0-0                  | 0-0               | 0-0      | 0 0 0       | 0        | 0  | 1 0 0 0          | 4   |    |   |    |     |     |     |
| 33                         | Leeson, Jeff        | 0-3                  | 0-3               | 0-0      | 0 0 0       | 0        | 0  | 0 0 0 0          | 8   |    |   |    |     |     |     |
|                            | Team                |                      |                   |          | 1 1 2       |          |    |                  |     |    |   |    |     |     |     |
| Totals                     |                     | 25-56                | 3-21              | 16-18    | 6 27 33     | 14       | 69 | 14 15 5 5        | 200 |    |   |    |     |     |     |
| FG % 1st Half: 11-28 39.3% |                     | 2nd half 14-28 50.0% | Game: 25-56 44.6% | Deadball |             |          |    |                  |     |    |   |    |     |     |     |
| 3FG % 1st Half: 2-13 15.4% |                     | 2nd half 1-8 12.5%   | Game: 3-21 14.3%  | Rebounds |             |          |    |                  |     |    |   |    |     |     |     |
| FT % 1st Half: 7-8 87.5%   |                     | 2nd half 9-10 90.0%  | Game: 16-18 88.9% | 0        |             |          |    |                  |     |    |   |    |     |     |     |

**Missouri S&T 82 • 6-0, 1-0 GLVC**

| #                          | Player            | Total                |                   | 3-Ptr    |             | Rebounds |    |                  | PF  | TP | A | TO | Blk | Stl | Min |
|----------------------------|-------------------|----------------------|-------------------|----------|-------------|----------|----|------------------|-----|----|---|----|-----|-----|-----|
|                            |                   | FG-FGA               | FG-FGA            | FT-FTA   | Off Def Tot | PF       | TP | A TO Blk Stl Min |     |    |   |    |     |     |     |
| 03                         | Holmes, Randy     | * 1-8                | 0-4               | 0-0      | 1 3 4       | 2        | 2  | 5 4 0 1          | 23  |    |   |    |     |     |     |
| 05                         | Scott, Dulan      | * 1-1                | 0-0               | 1-2      | 2 1 3       | 0        | 3  | 0 1 0 0          | 13  |    |   |    |     |     |     |
| 25                         | Miller, Juwan     | * 3-7                | 0-0               | 0-2      | 0 2 2       | 3        | 6  | 5 1 0 1          | 23  |    |   |    |     |     |     |
| 30                         | Myers, Jalen      | * 8-17               | 5-9               | 2-3      | 3 2 5       | 3        | 23 | 0 2 0 1          | 31  |    |   |    |     |     |     |
| 55                         | Paulauskas, Rokas | * 11-15              | 0-0               | 1-1      | 3 4 7       | 1        | 22 | 0 1 0 2          | 36  |    |   |    |     |     |     |
| 12                         | Sarajlic, Ervin   | 0-1                  | 0-1               | 4-4      | 0 0 0       | 0        | 4  | 3 0 0 1          | 12  |    |   |    |     |     |     |
| 13                         | Zuikov, Danylo    | 5-10                 | 4-6               | 0-0      | 1 4 5       | 3        | 14 | 2 3 0 0          | 23  |    |   |    |     |     |     |
| 15                         | Simon, Telloy     | 3-7                  | 2-3               | 0-0      | 0 5 5       | 1        | 8  | 1 3 0 0          | 26  |    |   |    |     |     |     |
| 22                         | Gerrity, Brooks   | 0-0                  | 0-0               | 0-0      | 0 0 0       | 0        | 0  | 0 0 0 0          | 2   |    |   |    |     |     |     |
| 24                         | Poythress, Quinn  | 0-2                  | 0-2               | 0-0      | 0 1 1       | 1        | 1  | 0 0 0 0          | 7   |    |   |    |     |     |     |
| 44                         | Bergman, Jacob    | 0-0                  | 0-0               | 0-0      | 0 0 0       | 1        | 0  | 0 0 0 0          | 4   |    |   |    |     |     |     |
|                            | Team              |                      |                   |          | 3 2 5       |          |    |                  |     |    |   |    |     |     |     |
| Totals                     |                   | 32-68                | 11-25             | 7-12     | 13 24 37    | 15       | 82 | 16 15 0 6        | 200 |    |   |    |     |     |     |
| FG % 1st Half: 14-35 40.0% |                   | 2nd half 18-33 54.5% | Game: 32-68 47.1% | Deadball |             |          |    |                  |     |    |   |    |     |     |     |
| 3FG % 1st Half: 5-14 35.7% |                   | 2nd half 6-11 54.5%  | Game: 11-25 44.0% | Rebounds |             |          |    |                  |     |    |   |    |     |     |     |
| FT % 1st Half: 3-5 60.0%   |                   | 2nd half 4-7 57.1%   | Game: 7-12 58.3%  | 1,3      |             |          |    |                  |     |    |   |    |     |     |     |

Officials: Chris Kespohl, Kenny Siefert, Ed Crenshaw  
 Technical fouls: Maryville-None. Missouri S&T-None.  
 Attendance: 475

| Score by periods | 1st | 2nd | Total |
|------------------|-----|-----|-------|
| Maryville        | 31  | 38  | 69    |
| Missouri S&T     | 36  | 46  | 82    |

Last FG - MU 2nd-00:38, MST 2nd-01:34.  
 Largest lead - MU by 2 1st-19:37, MST by 15 2nd-03:27.  
 MU led for 00:27. MST led for 39:10. Game was tied for 00:23.

Score tied - 0 times.  
 Lead changed - 1 time.